


SAN FRANCISCO

BAY

PUMPOUT
GUIDE & MAP
FOR
BOATERS



Updated in 2015



Published by the California State Parks Division of Boating & Waterways
and the San Francisco Estuary Partnership

CAPTAIN YOUR BOAT THE CLEAN WAY

Follow the tips in this guide for running a tight ship, and you can avoid such indelicacies as flushing your head into a school of stripers or spilling bilge oil into the sparkling blue deep. With these tips in mind and this map in hand, you can help keep our waters clear and clean for everyone who boats, sails, surfs, skis, swims, and fishes in San Francisco Bay and the Delta.

So open up this guide and review its tips for preventing pollution, and its map of the pumpouts and port-a-potty dump stations located at marinas and yacht harbors around San Francisco Bay. Then stash your new guide in a handy dry place so you can always find it when you feel like doing your part to keep our Bay a world-class waterway.



DID YOU KNOW ?

**FOUR
MILLION**

More than one million motorized boats are registered in California and an estimated four million recreational boaters enjoy CA's marinas, lakes, rivers and coastal waters every year

**10,000
TO 1**

One boater flushing untreated sewage overboard produces as much bacterial pollution as 10,000 people whose sewage passes through a treatment plant

**OVER
100**

Over 100 different intestinal pathogens — viruses, parasites, and bacteria — can be found in sewage

90

There are 90 pumpout stations throughout the Bay/Delta, and most of them are free!

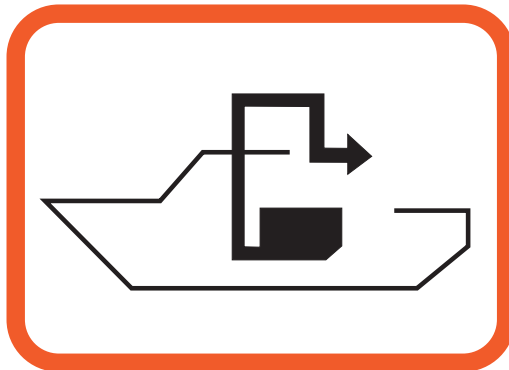
\$2,000

That's the fine for dumping untreated sewage where you are not supposed to. Yep, even your bucket!

THE 11 STEPS TO PUMPOUT

WATCH FOR THE NATIONAL PUMPOUT SIGN!

1. Follow pumpout instructions. If instructions aren't posted or aren't clear, **ASK!** Encourage the marine operator to post easy-to-understand instructions.
2. Close nozzle valve on pumpout hose.
3. Remove deck waste fitting cover from boat and insert nozzle.
4. Turn on pump.
5. Open nozzle valve. (Valves can be difficult to turn — be persistent!)
6. Check the flow through the sight glass. If flow doesn't occur within one minute, place the nozzle in water for ten seconds. If there's still no flow, check for an air leak in the line or a plug in the holding tank air vent.
7. When tank is empty, close the nozzle valve.
8. Slowly remove the nozzle from the deck waste fitting by tipping nozzle to side to "crack" the seal made under pressure.
9. Rinse Bay/Delta water through the system for 5-10 seconds once you've finished. Pump out only your holding tank. **Pumpouts are not designed to handle bilge water or solid objects.**
10. Turn off the pump and return the hose to the hose rack when you're finished so it will work for the next boater.
11. Thank your local boating facility owner for keeping pumpout facilities in good working order.




Scan this QR code

to watch a step-by-step pumpout video, or navigate to sfestuary.org/boating

DON'T FEEL LIKE IT? GO MOBILE!

If you don't want to service the holding tank yourself, consider using a mobile pumpout service. For mobile pumpout services in your area, flip this guide over and check the bottom right of the map!



BROKEN PUMPOUT STATION?

Report any breakdowns immediately to the marina operator. Grant funds are available for repair and replacement of pumpouts through the California State Parks Division of Boating and Waterways Clean Vessel Program. For more information visit www.dbw.ca.gov/Funding/Pumpout.aspx or contact Ron Kent: (916) 327-1819 ron.kent@parks.ca.gov

RULES AND REGS

Discharges of untreated sewage are prohibited **within the navigational waters** of the U.S. (an area that includes the entire San Francisco Bay and Delta and extends three miles seaward beyond the coast. [CWA §312 (j)]

Fines of up to \$2,000 can be imposed for **illegal discharges**. [CWA §312 (j)]

It is legal to discharge **untreated sewage at sea** (you must be at least three miles out from the coast) except in the Gulf of the Farallones National Marine Sanctuary, Monterey Bay National Marine Sanctuary, and Cordell Bank National Marine Sanctuary, (see map), which have the same discharge restrictions (no untreated sewage) as inland waters.

[Title 15, CFR, Sec. 922.82(a)(2)(ii)(A)]

All boats with installed toilets must have a **U.S. Coast Guard-certified Marine Sanitation Device** if operating in U.S. navigational waters.

[33 CFR Part 159]

Vessels with a Type I or Type II Marine Sanitation Device **must treat their sewage before discharge**. For a Type I MSD, the fecal coliform count in the effluent must be no greater than 1,000 per 100 milliliters of water and have no visible floating solids. For a Type II MSD, the fecal coliform count must be no greater than 200 per 100 milliliters, and suspended solids no greater than 150 milligrams per liter.

[33 CFR Part 159]

Discharges of any kind, treated or not, **are prohibited in Richardson Bay** — a designated No-Discharge Area.

[40 CFR Part 140.4]

When operating on the navigable waters of any lake, reservoir, or freshwater impoundment, **the vessel toilet must be sealed, rendered inoperable, or designed so no human sewage can be discharged in the water.**

[Div.104, Part 13, Chapter A, CHSC]

More rules and regs at www.dbw.parks.ca.gov/lawsregs



ONBOARD TREATMENT SYSTEM ?

A type I or II MSD is also called an onboard treatment system. These systems macerate sewage and treat it with chemicals or electricity. Some type III MSDs have macerators but **DO NOT** treat the sewage. Although onboard treatment systems do treat sewage, they are not nearly as effective as land based treatment systems and do not address nutrient loading or medications that pass through the body. Nutrients can cause blooms in aquatic plants, including invasive species. In addition, if you do not have your system inspected regularly to ensure it is treating to specifications, you may inadvertently dump inadequately treated sewage overboard.

FREQUENTLY HEARD MYTHS !

“If I have an on board treatment system ... I can discharge into the Delta”

[40 CFR 140.3] states that it is illegal to discharge any sewage (treated or untreated) into “rivers that do not support interstate traffic.” The entire Delta falls into this category.

BUSTED!

...I can discharge into freshwater lakes and reservoirs”

[40 CFR 140.3] also states that these water bodies are protected from any sewage discharge.

SORRY!

FALSE!

...I can discharge into my marina or yacht harbor”

It is not only courteous to not discharge sewage in confined quarters, but the California Health and Safety Code [CHSC 117515] states that it is also illegal to do so!

...I don't have to secure my Y-Valve”

If you are operating your vessel in any body of water that is illegal to discharge in, [33 CFR 159.7] states that you must secure the device as to prevent overboard discharge!

NOT!

See Equipment section in this guide for a diagram of Y-Valve Function.

THE ONBOARD EQUIPMENT

YOUR DEVICE

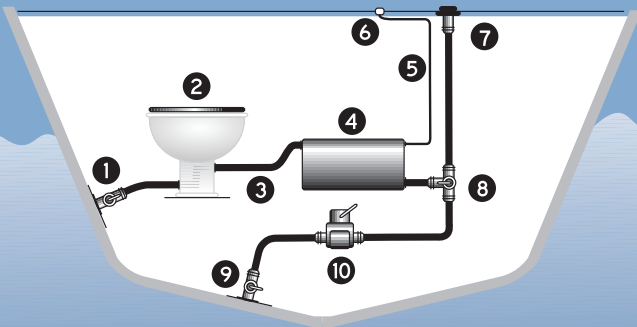
A Marine Sanitation Device (MSD) prevents pollution from the discharge of untreated sewage from a boat. According to U.S. Coast Guard regulations, all boats with an installed toilet must have one of the approved three types listed below:

Type I and II MSDs break up the sewage and disinfect it with chemicals. It is legal in some instances (**see the Macerator page for restrictions**) to discharge from either type directly overboard, but you must add the appropriate chemicals for treatment. **Without this treatment, discharge from a Type I or II system is considered raw sewage and remains illegal within the three-mile limit (see Rules and Regs).**

Type III MSDs, most commonly used by boaters, provide a holding tank for storing untreated sewage until it can be properly disposed of at an onshore pumpout station that connects to a local sewer system. All MSDs can be pumped out by mobile units that dispose of the waste into sewer systems. **Adding chemical deodorizers does not constitute treatment and does not allow you to dump wastes overboard.**


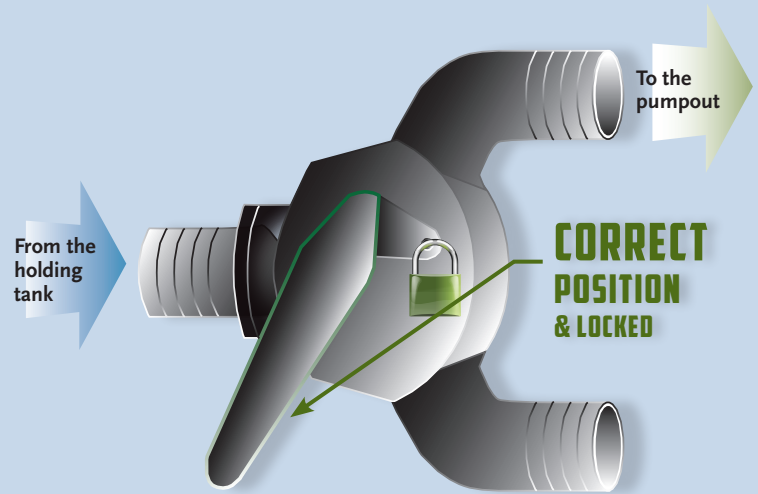
TYPICAL TYPE III MSDS

Holding Tank with Multiple Discharge Options



- | | |
|---------------------|--------------------------------|
| 1 Raw Water to Head | 7 Waste Deck Fitting (Pumpout) |
| 2 Marine Head | 8 Y-valve |
| 3 Discharge to Tank | 9 Thru-hull Discharge Valve |
| 4 Holding Tank | 10 Macerator Pump |
| 5 Tank Vent Hose | |
| 6 Vent Fitting | |

THE Y VALVE



Almost all marine sanitary systems have a Y-valve. These devices allow vessel operators to divert the flow of sewage to discharge directly overboard when out at sea (3 miles from the coastline).

While navigating or while anchored within the three miles limit, you must secure the Y-valve in the closed position with a padlock or nonreleasable wire tie or remove the handle entirely.

(33CFR 159.7 & Div 104 Part 13 Chapter A CHSC)

CLEAN BOATING

DISINFECTANTS & DEODORIZERS

Many chemical disinfectants and deodorizers used in Marine Sanitation Devices (MSDs) contain chemicals of concern including: Chlorine compounds (including sodium hypochlorite), formaldehyde, paraformaldehyde, ammonium compounds, glutaraldehyde, paradichlorobenzene, or anti-microbials (such as Dowlcil or Bronopol). It only takes one-tenth of a part per million of chlorine to harm or kill aquatic organisms in the vicinity of a discharge. Use enzyme and bio-active treatments when possible as these are biodegradable and less toxic treatments. Read labels carefully and use only the amount recommended to ensure adequate treatment.

GREEN SOLUTIONS FOR SMELLY PROBLEMS:

- **Empty your holding tank on a regular basis.** Full and overfull tanks are difficult and dangerous to drain.
- **Periodically rinse the entire system with water.** As described in the 9th step to pumpout.
- **Clean with a vinegar solution.** Before you add any holding tank treatment, use a vinegar solution, about once a month, immediately after a tank has been emptied. This solution will help to reduce scale buildup and it will keep the walls of the hose clean.
- **Deodorize with borax and baking soda.** To clean and deodorize the boat's head, use a mix of ½ cup borax per 1 gallon of water. Clean frequently with a solution of baking soda and water, and sprinkle baking soda around the rim.
- **Change hoses when needed.** Over time, the system hoses, made up of a rubbery material, start absorbing the sewage smell. Perform the following quick test: **Use a rag with hot water and put it around the hoses for a few minutes.** Remove the rag and if the rag has a bad odor, like sewage, the odor is permeating through the hose and it's time to change it.

www.BoatingCleanandGreen.com

THE ALTERNATIVES

PRODUCT	NON-TOXIC APPROACH
DETERGENT & SOAP	Fresh water and a lot of elbow grease
BLEACH	Hydrogen peroxide
SCOURING POWDERS	Baking soda or salt
FLOOR CLEANER	One cup white vinegar in 2 gallons water
WINDOW CLEANER	One cup vinegar in 1 quart warm water
VARNISH CLEANER	Wipe with 1/2 cup vinegar and 1/2 cup water solution
HEAD CLEANER	Brush with baking soda
SHOWER CLEANER	Wet surface, use scouring cloth with baking soda
ALUMINUM CLEANER	Use 2 tablespoons cream of tartar in 1 quart of water
CHROME CLEANER/POLISH	Apple cider vinegar to clean, baby oil to polish
FIBERGLASS STAIN REMOVER	Baking soda paste
DRAIN OPENER	Disassemble and replace; avoid toxic products
MILDEW REMOVER	Paste of equal parts lemon juice and salt
WOOD POLISH	Use 3 parts olive oil and 1 part white vinegar; almond or olive oil (interior unvarnished wood only)

Check with your local chandlery for green products.

This guide was produced by the San Francisco Estuary Partnership in cooperation with the California State Parks Division of Boating and Waterways under a grant from the Clean Vessel Act. The information presented in this guide is accurate to the best of our knowledge. The San Francisco Estuary Partnership assumes no responsibility and disclaims any liability for any injury resulting from the use or effect of any product or information in this publication.

Printed on recycled paper with soy-based inks. February 2015



THE GREEN PAGES

BOATING INFORMATION

California Division of
Boating & Waterways
(888) 326-2822

San Francisco
Estuary Partnership
(510) 622-2406

COUNTY POLICE & SHERIFF BOAT/MARINE UNITS

Alameda (510) 667-7721

Contra Costa (925) 646-2441

Marin (415) 479-2311

Napa (707) 253-4451

Sacramento (916) 264-5471

San Francisco (415) 409-1020

San Joaquin (209) 468-4400

San Mateo (650) 363-4911

Santa Clara (408) 299-2311

Solano (707) 421-7090

Sonoma (707) 565-2121

Yolo (530) 666-8282

U.S. Coast Guard
(415) 399-3530

OIL SPILLS

National Response Center
(800) 424-8802

California Office of
Emergency Services
(800) OILS-911 (645-7911)

Oil Recycling
(800) CLEAN-UP
www.earth911.com

PARTNERS



**California State Parks
Division of Boating and
Waterways**
One Capitol Mall - Suite 410
Sacramento, CA 95814
(888) 326-2822
www.dbw.parks.ca.gov

PUMPOUT INFORMATION

www.dbw.ca.gov/Pumpouts

BOATING SAFETY

California Division of
Boating and Waterways
www.dbw.parks.ca.gov

FISH & WILDLIFE

California Dept. of Fish
& Wildlife Hotline (CalTip)
(888) 334-2258

National Invasive Species
Hotline (877) 786-7267

Marine Mammal Center
(injured animals)
(415) 289-7325

WildCare
(injured terrestrial animals)
(415) 456-SAVE

HUMAN HEALTH

California Dept. of
Public Health,
Environmental Health
Investigations Branch
(Fish consumption warnings)
(510) 620-3620
www.ehib.org

California Dept. of
Public Health, Environmental
Management Branch
(Shellfish Information
Hotline —warnings)
(800) 553-4133



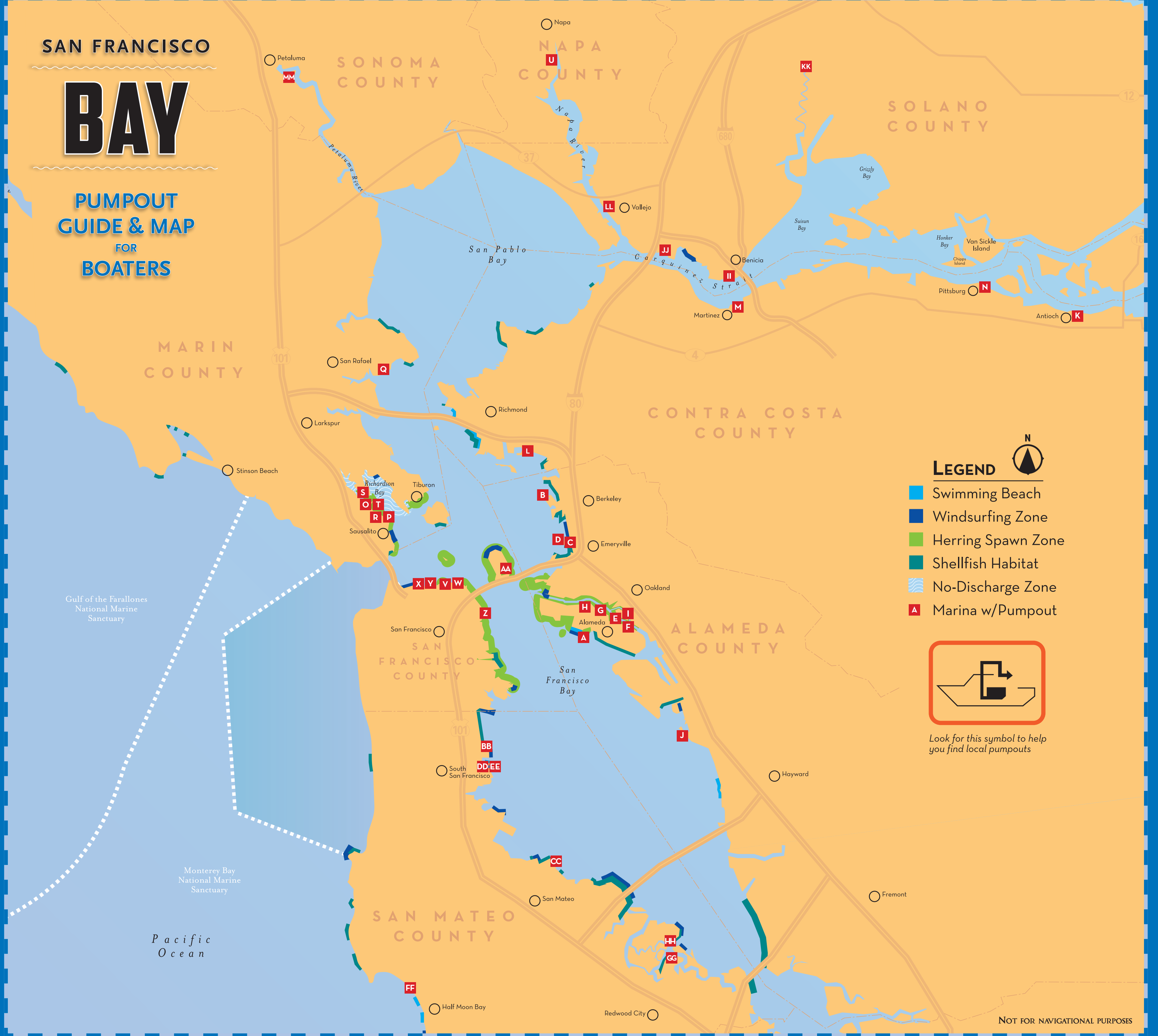
**San Francisco
Estuary Partnership**
1515 Clay Street, Suite 1400
Oakland, CA 94612
(510) 622-2406
www.sfestuary.org

**Order your free maps by
contacting the San Francisco
Estuary Partnership**

SAN FRANCISCO

BAY

PUMP-OUT GUIDE & MAP FOR BOATERS



DON'T DUMP... USE THESE PUMPS

MARINA WITH PUMPOUT	LOCATION	PUMPOUT COST	HOURS	PORTA-POTTY DUMP-OUT	PUBLIC RESTROOMS		
ALAMEDA COUNTY							
A BALLENA ISLE MARINA	1150 Ballena Blvd., Ste. 111, Alameda, CA 94501	510-523-5528	Fuel dock	Free	24 hours	No 8:30-5	Yes
B BERKELEY MARINA	201 University Ave., Berkeley, CA 94710	510-981-6740	End of I dock, G dock & C dock	Free	24 hours	No	Yes
C EMERY COVE YACHT HARBOR	3300 Powell St., Emeryville, CA 94608	510-428-0505	A dock/S dock	Free	24 hours	Use pumpout station	Yes
D EMERYVILLE MARINA	3310 Powell St., Emeryville, CA 94608	510-654-3716	Fuel dock	Free	24 hours	No	Yes
E FORTMAN MARINA	1535 Buena Vista, Alameda, CA 94501	510-522-9080	I dock	Free	24 hours	No	Yes 9-5
F GRAND MARINA	2099 Grand St., Alameda, CA 94501	510-865-1200	Below harbormaster's office	Free	9-5	No	Yes
G MARINA VILLAGE YACHT HARBOR	1030 Marina Village Pkwy, Alameda, CA 94501	510-521-0905	Docks 8 & 10	Free	24 hours	No	Yes
H MARINER SQUARE MARINA	2415 Mariner Square Dr., Alameda, CA 94501	510-521-2727	Dock 39	Free	24 hours	No	Yes
I OAKLAND MARINA	2 Webster St., Oakland, CA 94607	510-834-4591	North Basin, Jack London Sq & Union Point Basin	Free	24 hours	Pumpout wand	Yes Jack London Sq.
J SAN LEANDRO MARINA	40 Mulford Point Dr., San Leandro, CA 94577	510-577-3488	Fuel dock	Free	24 hours	No Daylight Hours	Yes
CONTRA COSTA COUNTY							
K ANTIOCH MARINA	5 Marina Plaza, Antioch, CA 94509	925-779-6957	Guest dock & fuel dock	Free	24 hours at fuel dock	Pumpout wand 8-4 M-F, 8-5 SS	Yes
L MARINA BAY YACHT HARBOR	1340 Marina Way South, Richmond, CA 94804	510-236-1013	End of G dock & top of D dock	Free	24 hours	No 9-5	Yes
M MARTINEZ MARINA	7 N. Court St., Martinez, CA 94553	925-313-0942	Pumpout dock	Free	24 hours	No 8:30-4:30	Yes
N PITTSBURG MARINA	51 Marina Blvd., #E, Pittsburg, CA 94565	925-439-4958	Fuel dock	Free	24 hours	No 8-5	Yes
MARIN COUNTY							
O CLIPPER YACHT HARBOR	310 Harbor Dr., Sausalito, CA 94965	415-332-3500	Fuel dock	Tenants free; others \$5	8-11:30 and 2-4	Yes	Yes
P GALILEE HARBOR	300 Napa St., Sausalito, CA 94965	415-332-8554	End of South dock	\$5	10-4 preferably high tide	No	No
Q LOCH LOMOND MARINA	110 Loch Lomond Dr., San Rafael, CA 94901	415-454-7228	Fuel dock	Free	24 hours	Yes	No
R MARINA PLAZA HARBOR	2320 Marinship Way, Sausalito, CA 94965	415-332-4723	In marina & end of B dock	Free	9-5	No	Yes
S RICHARDSON BAY MARINA	100 Gate 6 Rd., Sausalito, CA 94965	415-332-5510	C dock	Free	24 hours	No	Yes
T SCHOONMAKER POINT MARINA	85 Liberty Ship Way, Sausalito, CA 94965	415-331-5550	A dock	Free	24 hours	No 8-8	Yes
NAPA COUNTY							
U NAPA VALLEY MARINA	1200 Milton Rd., Napa, CA 94559	707-252-8011	Fuel dock	\$5	8-5 weekdays 9-5 Sat, 9-4 Sun	No	Yes

MARINA WITH PUMPOUT	LOCATION	PUMPOUT COST	HOURS	PORTA-POTTY DUMP-OUT	PUBLIC RESTROOMS		
SAN FRANCISCO COUNTY							
V FISHERMAN'S WHARF MARINA	Foot of Hyde St., San Francisco, CA 94123	415-673-2928	Fuel dock	Free	8-5	No	No
W PIER 39 MARINA	Pier 39, San Francisco, CA 94133	415-705-5436	A dock	Free	24 hours	Use pumpout station	Yes
X SAN FRANCISCO MARINA - GASHOUSE COVE	3950 Scott St., San Francisco, CA 94123	415-831-6322	Fuel dock	Free	24 hours	No	Yes
Y SAN FRANCISCO MARINA - WEST HARBOR	3950 Scott St., San Francisco, CA 94123	415-831-6322	Pumpout Dock	Free	24 hours	No	Yes
Z SOUTH BEACH HARBOR	The Embarcadero, Pier 40, San Francisco, CA 94107	415-495-4911	East end of south guest dock; East end of north guest dock	Free	24 hours	No	Yes
AA TREASURE ISLE MARINA	1 Clipper Cove Way, San Francisco, CA 94130	415-981-2416	Southern end of D dock	Free	24 hours	Yes	No
SAN MATEO COUNTY							
BB BRISBANE MARINA	Sierra Point Parkway Brisbane, CA 94005	650-583-6975	Pier 1	Free	24 hours	Yes	Yes
CC COYOTE POINT MARINA	1900 Coyote Point Dr., San Mateo, CA 94401	650-573-2594	Guest dock	Free	24 hours	No	Yes
DD OYSTER COVE MARINA	385 Oyster Point Blvd., S. San Francisco, CA 94080	650-952-5540	Dock 5	Free	24 hours	Yes	No
EE OYSTER POINT MARINA	95 Harbormaster Rd., #1, So. San Francisco 94080	650-952-0808	Fuel dock	Free	8-6	Yes	Yes
FF PILLAR POINT MARINA	One Johnson Pier, Half Moon Bay, CA 94019	650-726-4382	Fuel dock	Free	24 hours	Yes	Yes
GG PORT OF REDWOOD CITY YACHT HARBOR	451 Seaport Ct., Redwood City, CA 94063	650-363-1390	End of C dock	Free	24 hours	No	Yes
HH WEST POINT HARBOR	1529 Seaport Blvd., Redwood City, CA 94063	650-XXX-XXXX	Guest dock	Free	24 hours	No	Yes
SOLANO COUNTY							
II BENICIA MARINA	266 East B St., Benicia, CA 94510	707-745-2628	Fuel dock	Free	24 hours	No	Yes
JJ GLEN COVE MARINA	2000 Glen Cove Rd., Vallejo, CA 94591	707-552-3236	Dock 8	Free	24 hours	No	Yes
KK SUISSON CITY MARINA	800 Kellogg St., Suisun City, CA 94585	707-429-BOAT	End of fuel dock	Free	24 hours	No	Yes 8:30-5
LL VALLEJO MUNICIPAL MARINA	42 Harbor Way, Vallejo, CA 94590	707-648-4370	J dock & fuel dock	\$10 for non-berthers	24 hours	No	Yes 9-5
SONOMA COUNTY							
MM DETALUMA MARINA	12000 Baywood Dr., Petaluma, CA 94954	707-778-4489	End of A dock	Free	24 hours	No	Yes closed Mon.
MOBILE PUMPOUT SERVICE							
BAYGREEN MARINE SANITATION SERVICES	415-621-1393	www.baygreen.net	Serves San Francisco, San Mateo, and Alameda (everything south of the Richmond Bridge), with the exception of Sausalito Bay	Varies	8-5		
MARINE SERVICE CORPS	510-629-4185	www.marineservicecorps.com	Serves the Bay Area	Varies	By appointment		
MT HEAD MARINE SANITATION SERVICE	650-483-5689	www.mthead.com	Serves Richardson Bay, Redwood City, Alameda, Oakland	Varies	Varies		Varies see web site

© Denotes marina with oily bilge pumpout system.

This guide was produced by the San Francisco Estuary Partnership in cooperation with the California State Parks Division of Boating and Waterways under a grant from the Clean Vessel Act. The San Francisco Estuary Partnership is a cooperative federal/state program whose primary goal is to promote environmentally sound management of the Bay and Delta. A variety of free boater education and pollution prevention materials is available from www.estuary.org. Call (510) 629-2266. The mission of the California State Parks Division of Boating and Waterways is to provide safe and convenient public access to California's waterways. Visit www.dbw.parks.ca.gov or call (888) 326-2822 to order free boating educational materials.